



Welcome Aboard!

We are excited that you are joining us on a journey - a journey of making the world a better place for all. What can we do for and with our fellow global citizens to improve our mutual quality of life?

We believe such a journey must begin with an understanding of our fellow global citizens. **Compass** provides you with opportunities to explore and discuss universal issues while learning the Japanese language and its cultural perspectives. While **Compass** offers key learning events, you are still the driver of your own journey. Each lesson ends with an action project where you are tasked to make an impact in Japanese whether it's small or big. Imagine yourself completing such important tasks - all in Japanese! You will be so proud, and so will we.

As much as accomplishing the tasks at the end of each lesson feels great, the best part of being on the journey is the experience with your fellow learners and your sensei. **Compass'** activities allow you to experience learning with your partner, small group members, whole class, and sometimes fellow **Compass** users around the world! You will never have to feel alone on this journey. Your greatest resource is your sensei. Remember, they are here to support you. Reach out to them and ask them questions. They want to help you be successful.

As with any journey, traveling in a group can feel daunting and frustrating sometimes. Be patient with yourself and others when you feel overwhelmed. Be patient with your own level, and the levels of others. You are all in this together and we are better together!

Pack your **Compass** and begin your journey with us.

June 2022
Team Compass



My Intentions and Commitment for Learning Japanese

Intention and commitment are key for successful language learning. Take a moment and think about your intention to learn Japanese. Why do you want to learn Japanese? What do you want to accomplish with Japanese?

My name is _____

My intentions to learn Japanese are...

After you write down your intention, think about your commitment to achieve your goal. Do you want to spend 15 minutes studying Japanese before you go to bed? Do you want to commit to practicing writing 5 kanjis a day? Do you want to list keywords in your favorite anime and look up the meaning? Every idea is only effective if we stick to it. What are you ready to commit to?

I'm committed to improving my Japanese by...

As the language is best learned in a positive community, your classmates and teacher are great cheerleaders for you. You are expected to be the same for them. Share your intentions and commitment with your classmates and teacher. Have them sign to be your accountability partners. They will check on your progress as you check on their progress periodically.

My accountability partners are...

1. _____
2. _____
3. _____

CONTENTS

Welcome Aboard! 2
 My Intentions and Commitment for Learning Japanese 3
 Learning Journey Map - Lesson Organization 7

Unit 1 私たちの生活とテクノロジー Technology and Our Lives 13

Lesson 1
スマホで生活向上 13
 Improved Life with Smartphones

Learning Cycle 1
スマホで変わった私たちの生活 14
 Better Life with Smartphones

Learning Cycle 2
日本の若者に人気のアプリ 23
 Popular Apps Among Young Japanese People

Lesson 2
スマホと私 33
 Smartphone and I

Learning Cycle 1
スマホの悪影響 34
 Negative Effects of Smartphones

Learning Cycle 2
スマホとの賢い付き合い方 43
 How to Live with Our Smartphones

Unit 2 進化するデザイン Evolving Design 53

Lesson 1
日本の製品とデザイン 53
 Japanese Products and Design

Learning Cycle 1
日本の製品：機能と特徴 54
 Japanese Products: Functions and Characteristics

Learning Cycle 2
製品を選ぶ基準 63
 Criteria to Choose Products

Lesson 2
いいデザインの要素 73
 Elements of Good Design

Learning Cycle 1
生活を助けるモノやサービス 74
 Characteristics of Products and Services That Improve Our Lives

Learning Cycle 2
グッドデザイン賞とは？ 83
 What is the "Good Design Award" ?

Unit 3 日本芸術への響き Be Inspired by Japanese Art 93

Lesson 1
美術の楽しみ方 93
 How to Enjoy Art

Learning Cycle 1
浮世絵とは？ 94
 What is Ukiyo-e?

Learning Cycle 2
美術鑑賞 103
 Art Appreciation

Lesson 2
文化体験 113
 Cultural Experience

Learning Cycle 1
墨絵の描き方 114
 How to Draw Sumie

Learning Cycle 2
茶道の心得 123
 Mindset of Sado

Unit 4 成功を夢見て Dream of Success 133

Lesson 1
歴史から学ぶ移民事情 133
 Learning Immigration Issues from History

Learning Cycle 1
日本人移民の歴史：アメリカ 134
 History of Japanese Immigrants: The U.S.

Learning Cycle 2
愛は国境を越える 143
 Love Goes Beyond Borders

Lesson 2
現代の移民事情 153
 Current Immigration Issues

Learning Cycle 1
移民の国：アメリカ 154
 Country of Immigration: The U.S.

Learning Cycle 2
私の家族の移民物語 163
 My Family's Immigration Stories

Unit 5 **ともに生きる社会** Diverse Society 173

Lesson 1
変わりゆく日本 173
 Evolving Japan

Learning Cycle 1
日本に住む理由 174
 Reasons for Living in Japan

Learning Cycle 2
多文化共生社会：日本 183
 Multi-Cultural Society Japan

Lesson 2
アイデンティティ 193
 Identity

Learning Cycle 1
ハーフ？ ミックス？ ダブル？ 194
 The Mixed-Race Experience in Japan

Learning Cycle 2
私のアイデンティティ 203
 My Identity

Unit 6 **未来へのコンパス** Compass to My Future 213

Lesson 1
生きがい 213
 Ikigai

Learning Cycle 1
生きがい 214
 Ikigai

Learning Cycle 2
生きがいを感じていること 223
 My Ikigai

Lesson 2
よりよい社会 233
 Better Future World

Learning Cycle 1
世界のために私たちができること 234
 Things We Can Do to Make the World a Better Place


Learning Cycle 2
社会への私の願い 243
 My Wishes for a Better Future

Can-do List 253
 Vocabulary Index 266

COMPASS JAPANESE INTERMEDIATE INTERACTIVE WORKBOOK WEBSITE

- ▶ Sensei's Presentation
- ▶ Audio Narration
- ▶ ことばリスト (Vocabulary List)
- ▶ Task Sheet & Rubrics
- ▶ Teacher's Guide

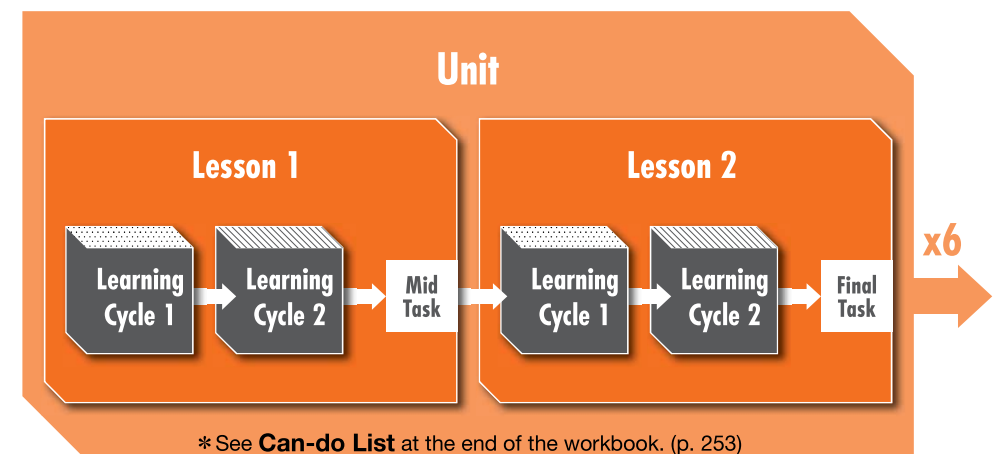
<https://www.9640.jp/compass/>



Learning Journey Map - Lesson Organization -

Just like with any journey, knowing the plan is important for one's success. What does your learning journey look like? The Compass Interactive Workbook offers 6 units with urgent and intriguing global themes such as how to live harmoniously with technology, cultural and social identities, and living a purposeful life as a global citizen. Each unit is organized by 2 lessons with focused topics. Each lesson includes 2 short learning cycles to promote language skill building while acquiring new knowledge. A Learning Cycle offers opportunities to reflect and interact with your learning partner, classmates, and communities outside of the classroom!

A sense of accomplishment is key for language learning. Two meaningful tasks (mid task and final task) ensure great opportunities for you to use Japanese to make an impact in the world. Finally, end your lesson by reflecting on your learning. The “Can-do List” at the end of this workbook helps you organize what you have learned as well as what you can now do.



Before you begin,
First, the lesson begins with essential questions that make you wonder. These questions are essential to activate your curiosity. You and your teacher may modify or add more questions. After all, life without wonder is not exciting. The Can-do List offers what you should be able to do with Japanese at the end of the lesson. Knowing what skills you are developing helps you focus during lesson.

<p>Essential Questions:</p> <ul style="list-style-type: none"> ● How did smartphones change how we live? ● What do popular apps say about ourselves? 	<p>Can-do List:</p> <ul style="list-style-type: none"> <input type="checkbox"/> Describe lives before and after smartphone invention <input type="checkbox"/> Describe common smartphone features <input type="checkbox"/> Identify popular smartphone apps among teenagers in Japan <input type="checkbox"/> Describe situations in which popular apps are used <input type="checkbox"/> Introduce and discuss your favorite apps or tech tools.
---	---

The flow of each cycle is described at the beginning to give you an idea of how a lesson progresses.

Unit 1
Lesson 1

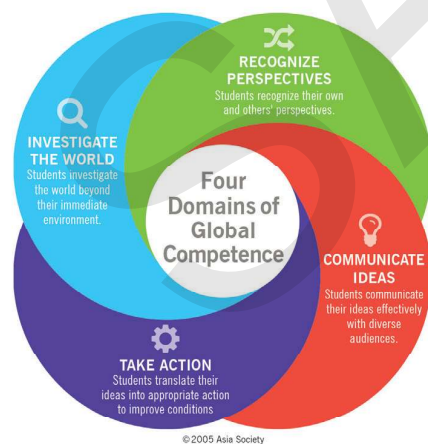
Learning Cycle 1

スマホで変わった私たちの生活
Better Life with Smartphones

How did smartphones change how we live? What was life before smartphones like?
In this learning cycle, you will first learn what life without smartphones was like and compare them to our modern life. Then, you will present our life "Then and Now" highlighting the benefits of technology.


Learning Cycle

Each learning cycle is organized by the **Global Competence Framework** to guide your learning:



0 考えてみよう Let's Explore!

Before you begin your journey, take a moment to think about what you already know about the topic. What do you notice in the illustration? Use the graphic to organize your thinking and brainstorm what you know or think you know about the topic.



Electric car

便利なテクノロジー

スマホ

Title picture
Mind map

1 探ってみよう Investigate the World

In this section, your teacher presents the topic and key information about it. Use your current knowledge of the topic to connect with the topic. Pay attention to the teacher's presentation and jot down notes, ask questions, and share your thoughts. Alternatively, you can watch the pre-recorded presentation so you can hear multiple times at your own pace.

🏠

Activity 1

文化の窓 Take a Look into Japanese Culture

ぶんかまど

Listen to the teacher's presentation and jot down keywords.
📄 Sample presentation is available online.

📊

Activity 2

まとめてみよう Graphic Organizer

Visually organize the information from the teacher's presentation.

2 いろいろな視点を学ぼう Recognize Diverse Perspectives

After investigating the topic from the presentation, you will go deeper into perspectives through reading articles, stories, infographics, etc. While some content may resonate with you right away, you may also notice your judgment creeping in as you are learning different perspectives. That's normal. Just stay curious for now as you continue your learning.



Activity 3

読んで学ぼう Read and Learn

1 読んでみよう Let's Read!

Interact with text and answer the questions.

Audio for the reading is also available online.

Download vocabulary list online.

2 Various ways to organize new information are offered here.

- 順番に並べよう Sequencing
- ランキング Ranking
- 分けてみよう Categorizing
- 正しい? 間違い? True and False
- マッチング Matching
- チェックリスト Checklist
- 空欄に入れよう Filling in the Blanks/Chart



Activity 4

ペアでシェアしよう Pair Share

Share your answers from the reading with your partner.



Activity 5

グループでシェアしよう Group Share

Share your ideas in a small group.



Activity 6

質問に答えよう Respond to the Questions

Based on the reading and group discussion, respond to the questions.

3 アイデアを交換しよう Communicate Ideas

Now that you have analyzed information and reflected on new perspectives, you must have a lot to talk about! This section provides you opportunities to communicate with others about the topic in Japanese. New language structures that help you express your ideas will be highlighted and examined here. In addition to new Japanese language structures, you will also practice how to be a good listener and conversationalist in Japanese.



Activity 7

文法パターンを見つけよう

Let's Explore Language Structure!

1 聞いてみよう Let's Listen!

Observe the teacher's presentation and pay attention to the meaning.

Sample presentation is also available online.

2 新しい文法パターンは? Where is a New Language Structure?

Examine the provided sentences and look for the pattern(s).

3 意味は? What Could It Mean?

Discuss the possible meaning and patterns as class.

4 使い方は? How Can We Use It?

Discuss ways we can use the language patterns in class.

5 使ってみよう Let's Use the New Language Structure!

Use the new language pattern in new situations.



Activity 8

書いてみよう Write It Out

Address your ideas using the new language pattern.



Activity 9

ペアでシェアしよう Pair Share

Share your ideas with your partner.



Activity 10

まとめてみよう Organize Discussion

Organize your thoughts using the new language pattern.



Activity 11

ディスカッションしよう Group Discussion

Discuss with group members about the given topic. Organize discussion using the graphic.



Activity 12

すらすら読もう Read Fluently

Read the text out loud while focusing on fluency.

Sample audio file is available online.



Activity 13

要約しよう Let's Summarize!

Summarize the reading in your own words.

4 日本語でやってみよう Let's Show What We Can Do!

We can only build confidence by actually doing things ourselves. Don't worry too much about doing things perfectly the first time. Instead, think about it as an opportunity to receive helpful feedback from your teacher and classmates. How can we get better without trying on our own, right?

日本語でアクション!

Take Action in Japanese!

Action speaks louder than words. But action with words speaks even louder! In this final section, you get to accomplish tasks that can make positive impacts in your own community using Japanese. Then, end your learning journey with some self-reflection. What were you the most proud of on your journey? How did you overcome challenges? How did your thinking about the topic change or evolve?

Mid Task

Mid Task is an opportunity for you to try out your Japanese by doing a smaller task.

Final Task

Final Task gives you an opportunity to perform an action that makes an impact in the world.

Task sheet and rubrics can be downloaded online.

We learn from reflecting on our experiences.
Use **Can-do List (p.253)** to reflect and celebrate your accomplishments!

Unit 1

私たちの生活とテクノロジー Technology and Our Lives

How can we better live with our technology?

Lesson 1

スマホで生活向上 Improved Life with Smartphones



Essential Questions:

- How did smartphones change how we live?
- What do popular apps say about ourselves?

Can-do List:

- Describe lives before and after smartphone invention
- Describe common smartphone features
- Identify popular smartphone apps among teenagers in Japan
- Describe situations in which popular apps are used
- Introduce and discuss your favorite apps or tech tools.

Check!



Unit 1
Lesson 1
Learning Cycle 1

スマホで変わった私たちの生活
か わたし せい かつ

Better Life with Smartphones

How did smartphones change how we live? What was life before smartphones like?
In this learning cycle, you will first learn what life without smartphones was like and compare them to our modern life. Then, you will present our life “Then and Now” highlighting the benefits of technology.

0 考えてみよう Let's Explore!

What do you notice in the title picture? (p.13) What ideas come to your mind when you think about the topic? Jot down keywords in Japanese below.

便利な
テクノロジー

1 探ってみよう Investigate the World



Activity 1

文化の窓 Take a Look into Japanese Culture
ぶん かもど



Listen to Sensei's presentation twice. First, take notes on general ideas in English. When you listen a second time, jot down keywords in Japanese.

スマホで変わった私たちの生活 Better Life with Smartphones
か わたし せい かつ

What is this information about?	
Keywords in Japanese	



Activity 2

まとめてみよう Graphic Organizer

Demonstrate your understanding of the previous presentation by organizing your ideas below.

2 いろいろな視点を学ぼう Recognize Diverse Perspectives



Activity 3

読んで学ぼう Read and Learn
よ まな

1 読んでみよう Let's Read!

Read and annotate the article below. Then, answer the following comprehension questions.

スマホで変わった私たちの生活 Better Life with Smartphones

スマホがなかった時代を想像できますか。iPhoneが2007年に登場して私たちの生活はかなり向上しました。昔できなかったことが、スマホ一つですぐにできるようになりました。特に次の三つの点で私たちの生活は便利になったと言えるでしょう。

1. 場所を選ばずにアクセスできる

以前は、家でテレビやビデオを見ていましたが、今はスマホで、どこでも動画を見ることができるようになりました。また、以前は家の電話や公衆電話でしか話せなかったのが、今ではスマホでどこからでも好きなときに話せるようになりました。

2. SNSの普及

スマホがなかった時代は、電子メールでコミュニケーションを取っていたので、時間がかかっていました。しかし、今ではSNSの利用で、すぐに相手の様子わかるようになりました。いつでもどこでも気軽にメッセージや写真が共有できるようになりました。また、SNSを通して世界中で新しい友だちを作ったり、いろいろな情報を交換したりできるようになりました。

3. 物のデジタル化

以前は、カメラやビデオで写真や動画を撮ったり、プレーヤーで音楽を聞いたりしていました。しかし、今ではスマホで写真や動画を撮ったり、音楽を聞いたりすることができるようになりました。また、初めての場所に行くとき、以前は紙の地図が必要でしたが、今はスマホの道案内でどこへでも行けるようになりました。スマホだけでいろいろなことができるようになったのです。

1) What are the three areas of improvement the author shared?

2) What are some examples of improved accessibility?

3) What are examples of benefits of SNS according to the author?

4) What is the benefit of digitizing items according to the author?

2 チェックリスト Checklist

Check off the keywords that apply to the information presented above.

私たちの生活	スマホの登場前	スマホの登場後
例) 家でテレビやビデオを見ていた。	✓	
1) どこからでも好きなときに話せるようになった。		
2) SNSの利用で、すぐに相手の様子わかるようになった。		
3) 紙の地図が必要だった。		
4) 家の電話や公衆電話で話した。		
5) どこでも動画を見ることができるようになった。		
6) 電子メールでコミュニケーションを取った。		
7) スマホの道案内でどこへでも行けるようになった。		



Activity 4

ペアでシェアしよう Pair Share

Share your understanding from the previous activities with your partner.

例) スマホの登場前は、家でテレビやビデオを見ていました。でも、スマホの登場後は、どこでも動画を見ることができるようになりました。



Activity 5

グループでシェアしよう Group Share

Converse with your group members about the topic in Japanese.

例) スマホの登場前は、家でテレビやビデオを見ていました。でも、スマホの登場後は、どこでも動画を見ることができるようになりました。

ことばリスト

- 生活 時代 想像する 登場する （生活が）向上する 昔 選ぶ 以前 動画
公衆電話 普及 電子メール （コミュニケーションを）取る 利用 相手 様子 気軽に
共有する （～を）通して 情報 交換する （写真／動画を）撮る 地図 道案内

Activity 6
質問に答えよう Respond to the Questions

Answer the following questions based on what you have read about the topic.

スマホの登場で、どんなことができるようになりましたか。

例) どこからでも、好きなときに話せるようになりました。

- 1) _____
- 2) _____
- 3) _____

3 アイデアを交換しよう Communicate Ideas

Activity 7
文法パターンを見つけよう Let's Explore Language Structure!

1 聞いてみよう Let's Listen!



Listen to Sensei's presentation and jot down key ideas.

2 新しい文法パターンは? Where is a New Language Structure?

What is the common language structure? Highlight below.

- 昔できなかったことが、スマホ一つですぐにできるようになりました。
- どこでも動画を見ることができるようになりました。
- すぐに相手の様子がわかるようになりました。

3 意味は? What Could It Mean?

Discuss possible meanings of the language structure as a class.

4 使い方は? How Can We Use It?

Discuss possible ways to use the language structure as a class.

5 使ってみよう Let's Use the New Language Structure!

Use the language structure in new situations.

例) インターネットで、何ができるようになりましたか。

いろいろな情報が探せるようになりました。

1) テクノロジーの進歩*で、何ができるようになりましたか。

2) 日本語を使って、何ができるようになりましたか。

3) 医療技術の進歩*で、何ができるようになりましたか。

* テクノロジーの進歩 development of technology、医療技術の進歩 development of medical technology

Activity 8
書いてみよう Write It Out

Express your ideas in writing using the new language structure.

私の意見：スマホの登場で便利になったこと

1.	
2.	
3.	



Activity 9

ペアでシェアしよう Pair Share

Share your ideas with your partner using the writings from the previous activity.

例) A: スマホの登場で、便利になったことを教えてください。

B: どこでも動画が見られるようになりました。

さんの意見：スマホの登場で便利になったこと

1.
2.
3.



Activity 10

まとめてみよう Organize Discussion

Organize your discussion with your partner in Japanese.

.....

.....

.....

.....

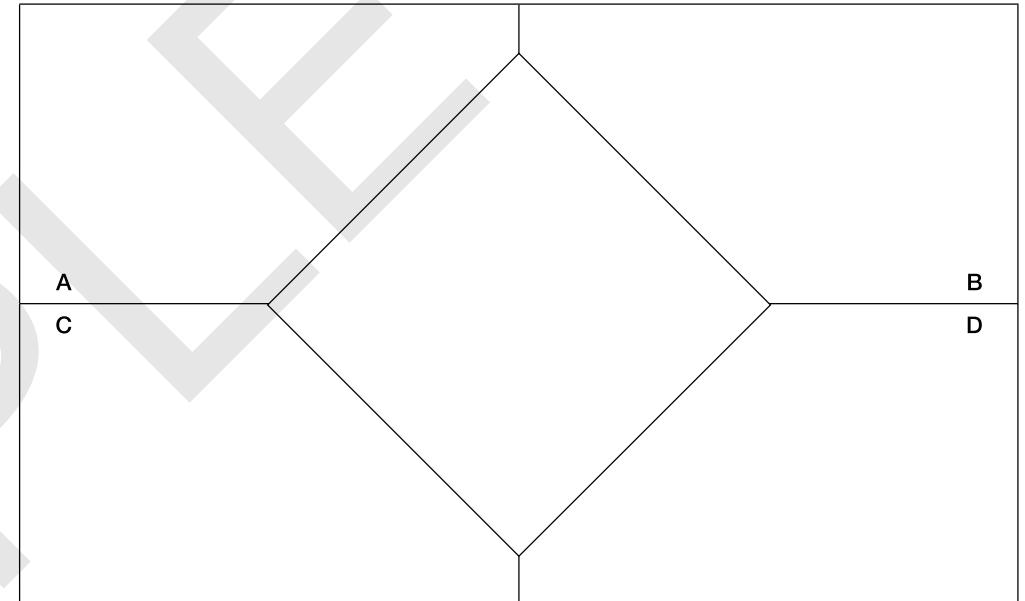
.....



Activity 11

ディスカッションしよう Group Discussion

Discuss the topic in groups in Japanese. Use the graphic organizer to capture members' ideas, opinions, and feelings. As you listen to members' ideas, jot down key information in the graphic organizer. Finally, write down the commonalities in the middle section.



Activity 12

すらすら読もう Read Fluently

Read the article (Activity 3) to your partner. Pay attention to pronunciation, intonation, and tempo as you read aloud.



Activity 13

要約しよう Let's Summarize!

Summarize the article(s) in Japanese.

.....

.....

.....


.....

.....

4 日本語でやってみよう Let's Show What We Can Do!

私たちの生活：昔と今 Our Life: Then and Now (Essay)

In this cycle, you learned about the benefits of smartphones in modern life. Write an essay in which you compare our life before and after the invention of smartphones in order to present this essay at an essay contest in Japan. Highlight how our life was changed and give your opinions about it.

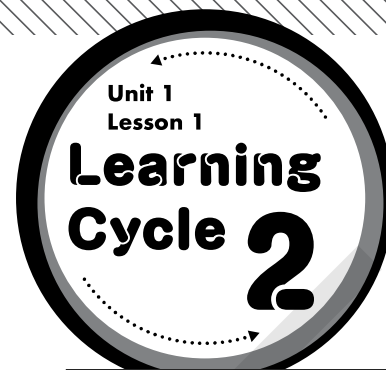


Required

- ~ようになりました。
- ~に比べて、~
- ~と思います。
- なぜなら/その理由は、~からです。

Optional

- ~ほうが、~
- 私の意見としては、~



日本の若者に人気のアプリ

Popular Apps Among Young Japanese People

What are popular apps among young Japanese people? In this learning cycle, you will first learn about popular apps in Japan and when they are used. Then, you will ask your classmates about the popular apps. Finally, you will write a report comparing popular apps among Japanese young people and your classmates.

0 考えてみよう Let's Explore!

1 What ideas come to your mind when you think about the topic? Jot down keywords in Japanese below.

人気のアプリ

2 What kind of apps do you use the most? List them based on the genres below.

ゲーム	動画・写真 どうが しゃしん	ショッピング	SNS
	例) Instagram れい		

1 探ってみよう Investigate the World

Activity 1 文化の窓

Take a Look into Japanese Culture



Listen to Sensei's presentation twice. First, take notes on general ideas in English. When you listen a second time, jot down keywords in Japanese.

日本の若者に人気のアプリ Popular Apps Among Young Japanese People

What is this information about?	
Keywords in Japanese	

Activity 2

まとめてみよう Graphic Organizer

Demonstrate your understanding of the previous presentation by organizing your ideas below.

2 いろいろな視点を学ぼう Recognize Diverse Perspectives

Activity 3

読んで学ぼう Read and Learn

1 読んでみよう Let's Read!

Read and annotate the article below. Then, answer the following comprehension questions.

日本の若者に人気のアプリ

Popular Apps Among Young Japanese People



Unit 1

Lesson 1

Cycle 2

LINE

日本で一番多く使われている SNS で、二人に一人が利用しています。家族や友だちに連絡するときに、簡単にメッセージを送ったりビデオ通話をしたりすることができます。サービスは無料ですが、有料のスタンプや絵文字を使って、かわいいメッセージを送ることもできます。そして、グループを作って、写真や動画を共有したり、アルバムを作って保存したりすることもできます。さらに、ニュースや情報を受け取ることもできて、いろいろなゲームもあるので、人気があります。

B612

世界中の人が利用している「自撮り専用」のカメラアプリです。自分の写真や動画をかわいく撮りたいときに、便利です。写真や動画をフィルターで好きに加工したり、写真にメッセージを組み合わせて動画にしたりすることもできます。コミュニケーションが取れるカメラアプリとして、注目を集めています。

WEAR

ファッション好きの人たちが利用しているファッションコーディネートアプリです。いろいろなキーワードから、自分が好きなコーディネートを探することができます。注目のファッションをチェックしたり、興味のあるブランドについて調べたりすることもできます。ファッションのコーディネートに悩んだときに、役立ちます。気に入ったものはファッション通販サイトで買うことができます。

LINE

1) What can you do with this app?

2) Why is this app popular?

B612

1) Who uses this app?

2) What can you do with this app?

WEAR

1) Who uses this app?

2) What can you do with this app?

ことばリスト



- 若者 利用する 連絡する (メッセージを) 送る ビデオ通話(をする) 無料 有料
 絵文字 保存する 受け取る 人気(がある) 自撮り 専用 加工する 組み合わせる
 注目(を集める) 探す 興味(のある) 調べる 悩む 役立つ 気に入る 通販

2 分けてみよう Categorizing

Write the keywords in the appropriate categories.

LINE	B612	WEAR
B		

- A. 自分の写真や動画をかっこよく撮りたいときに使う。
- B. 写真や動画を共有したいときに使う。
- C. 注目のファッションをチェックしたいときに使う。
- D. ビデオ通話をしたいときに使う。
- E. 写真や動画を加工したいときに使う。
- F. 興味のあるブランドについて調べたいときに使う。
- G. ゲームをしたいときに使う。
- H. 自分が好きなコーディネートを探したいときに使う。

Activity 4

ペアでシェアしよう Pair Share

Share your understanding from the previous activities with your partner.

例) 家族や友だちに連絡するときに、LINE を使います。

Activity 5

グループでシェアしよう Group Share

Converse with your group members about the topic in Japanese.

例) 家族や友だちに連絡するときに、LINE を使います。

Activity 6

質問に答えよう Respond to the Questions

Answer the following questions based on what you have read about the topic.

例) どんなときに、LINE を使いますか。
家族や友だちに連絡するときに、使います。

1) どんなときに、B612 を使いますか。

2) どんなときに、WEAR を使いますか。

3) どんなときに、_____ を使いますか。

3 アイデアを交換しよう Communicate Ideas

Activity 7

文法パターンを見つけよう Let's Explore Language Structure!

1 聞いてみよう Let's Listen!



Listen to Sensei's presentation and jot down key ideas.

2 新しい文法パターンは? Where is a New Language Structure?

What is the common language structure? Highlight below.

- B612 は、自分の写真や動画をかっこよく撮りたいときに、便利です。
- WEAR は、ファッションのコーディネートの悩んだときに、役立ちます。
- LINE は、家族や友だちに連絡するときに、簡単にメッセージを送ったりビデオ通話をしたりすることができます。

3 意味は? What Could It Mean?

Discuss possible meanings of the language structure as a class.

4 使い方は? How Can We Use It?

Discuss possible ways to use the language structure as a class.

5 使ってみよう Let's Use the New Language Structure!

Use the language structure in new situations.

テクノロジー・ツール	どんなときに使う?
例) スマホ	写真や動画をかわいく撮りたいときに、使います。
1) ラップトップ パソコン	
2) _____	

Activity 8 書いてみよう Write It Out

Express your ideas in writing using the new language structure.

私がよく使うアプリ トップ3

アプリ	どんなときに使う?
1.	
2.	
3.	

Activity 9 ペアでシェアしよう Pair Share

Share your ideas with your partner using the writings from the previous activity.

例) A: よく使うアプリは何ですか。そのアプリは、どんなときに使いますか。

B: インスタグラムです。写真を共有したいときに使います。

_____さんがよく使うアプリ トップ3

アプリ	どんなときに使う?
1.	
2.	
3.	

Activity 10 まとめてみよう Organize Discussion

Organize your discussion with your partner in Japanese.

.....

.....

.....

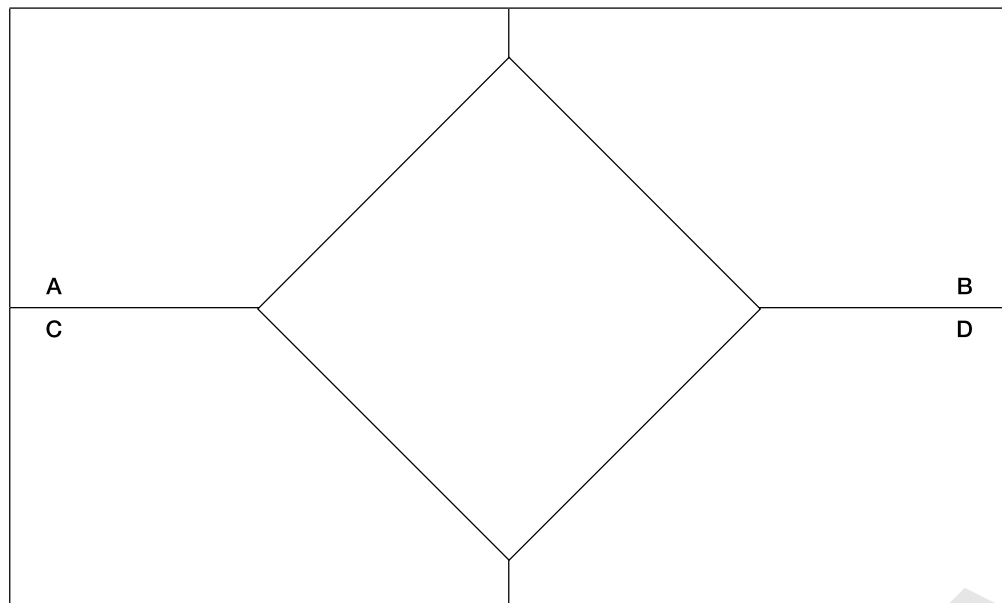
.....

.....

Activity 11
ディスカッションしよう

Group Discussion

Discuss the topic in groups in Japanese. Use the graphic organizer to capture members' ideas, opinions, and feelings. As you listen to members' ideas, jot down key information in the graphic organizer. Finally, write down the commonalities in the middle section.



Activity 12
すらすら読もう

Read Fluently

Read the article (Activity 3) to your partner. Pay attention to pronunciation, intonation, and tempo as you read aloud.

Activity 13
要約しよう

Let's Summarize!

Summarize the article(s) in Japanese.

.....

.....

.....

.....

.....

4 日本語でやってみよう Let's Show What We Can Do!

人気のアプリ Popular Apps (Comparative Report)

You have learned about the most popular apps in Japan and shared with your classmates about apps you use often. Write a report comparing popular apps among Japanese young people and your classmates in order to upload your report to a Japanese blog. Introduce the most popular apps and give descriptions of each.



Required

- ~ときに、~
- ~に比べて、~
- ~と思います。
- なぜなら/その理由は、~からです。

Optional

- ~ほうが、~
- 一方で、~
- 私の意見としては、~

.....

.....

.....

.....

.....

.....

.....

.....

.....

.....

You are making a video message for high schoolers in Japan who want to learn about smarthphone apps or tech tools in your countries.

Choice 1: 私のスマホの中身紹介

Apps on My Smartphone (Video)

Introduce your favorite and most used apps to Japanese high schoolers by making your own “What’s on My Smartphone” video. Describe your recommended apps, giving reasons why you like them, and when you would use them.



アプリ	説明

Choice 2: 私の好きなテクノロジー・ツール

My Favorite Technology Tools (Video)

Introduce your favorite technology tools to Japanese high schoolers by making an introduction video. Describe your recommended tech tool(s), giving reasons why you like them, how they improved your life, and when you would use them.



テクノロジー・ツール	説明

Lesson 2 スマホと私
Smartphone and I



Essential Questions:

- What are the negative effects of using a smartphone?
- How does smartphone use affect our lives?
- How can we live better with smartphones?

Can-do List:

- Identify issues surrounding smartphone addiction
- Find out and describe issues students may be experiencing
- Suggest some solutions that help to cope with smartphone usage
- Present issues surrounding smartphone usage and the effects on self/other and results

Check!

