


Module 2-3 Single and Double Consonants in Japanese

In this module:

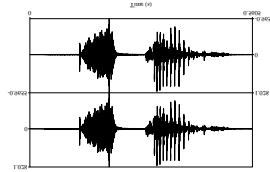
- You will listen to and practice distinguishing between single and double consonants.
- You will practice pronouncing words with single and double consonants correctly.

Single consonant and vowel sequences (ex. *ta* in 'kita') receive one mora. On the other hand, double consonant and vowel sequences (ex. *tta* in 'kitta') receive two morae. This means that the small つ receives one mora.

Examples:  2-3-1

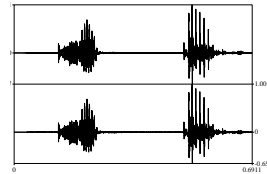
1

きた
○○
(to come [past tense])



き た

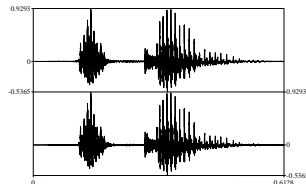
きった
○○○
(to cut [past tense])



き っ た

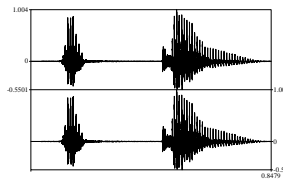
2

いけん
○○○
(opinion)




い けん

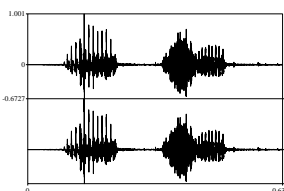
いっけん
○○○○
(glimpse)



い っ けん

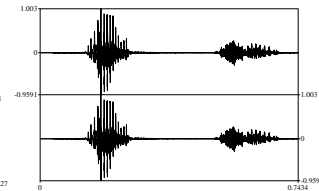
Practice I: Listen to the audio file and repeat the words.  2-3-2

1. まち
○○
(town)



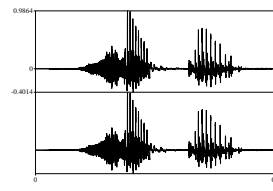
ま ち

マッチ
○○○
(match)



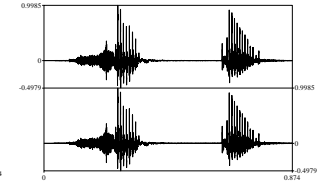
マ ッ チ

2. そと
○○
(outside)



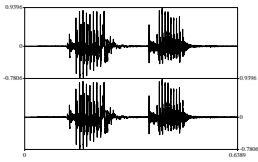
そ と

そっと
○○○
(softly)



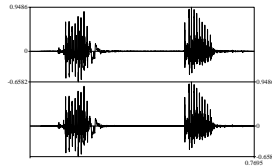
そ っ と

3. おと
○○
(sound)



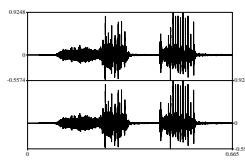
お と

おっと
○○○
(my husband)



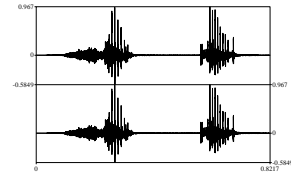
お っ と

4. さか
○○
(slope)



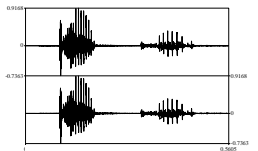
さ か

さっか
○○○
(writer)



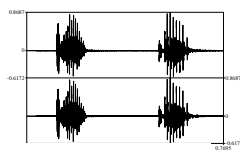
さ っ か

5. かこ
○○
(past)



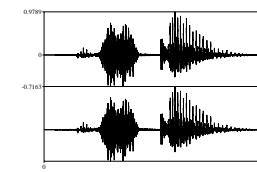
か こ

かっこ
○○○
(bracket)



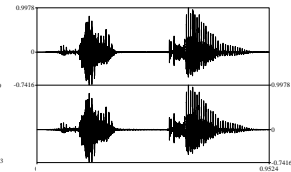
か っ こ

6. じけん
○○○
(incident)



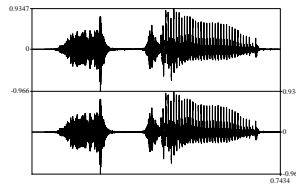
じ けん

じっけん
○○○○
(experiment)



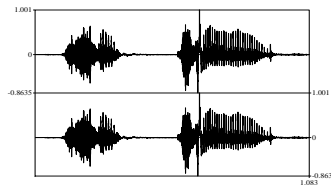
じ っ けん

7. しゅちょう
○○○
(claim)



しゅ ちょう

しゅっちょう
○○○○
(business trip)



しゅ っ ちょう

Practice II: You will hear a set of words (A – B). Then, you will hear either A or B. Choose which one you have heard.

	A →	B →	Choose A or B	Audio
Example:	きた	きった	A / B	2-3-3
1	まち	マッチ	A / B	2-3-4
2	そと	そっと	A / B	
3	おと	おっと	A / B	

4	さか	さっか	A / B
5	かこ	かっこ	A / B
6	じけん	じっけん	A / B
7	しゅちょう	しゅっちょう	A / B

Vocabulary List:

Example: to come (past tense) & to cut (past tense) 1: town & match

2: outside & softly 3: sound & my husband 4: slope & writer

5: past & bracket 6: incident & experiment 7: claim & business trip

Practice III: Listen to the audio file and practice pronouncing the following words.



- | | | |
|--|---------------------------------|--------------------------------------|
| 1. しゅっしん
○ ○○○
(one's hometown) | 2. がっこう
○○○○
(school) | 3. いっしょに
○○ ○○
(together with) |
| 4. ひとりっこ
○○○○○
(only child) | 5. かっこいい
○○○○○
(cool) | 6. ちょっと
○ ○○
(a little) |
| 7. ダイエットする
○○○○○○○
(to go on a diet) | 8. もってくる
○○○○○
(to bring) | |

Practice IV: Practice with a Sound Recognition Device (ex. Siri, Google)

1. If you have access to a sound recognition/search device, say words (1) through (8) below to the device. Were the words recognized correctly? (Before speaking to the device, you may need to change the input mode into Japanese.)

If the words have been recognized correctly, the device will display the following words.

	Say these words	The device will display these		Say these words	The device will display these
1	しゅっしん	出身	5	かっこいい	かっこいい
2	がっこう	学校	6	ちょっと	ちょっと
3	いっしょに	一緒に	7	ダイエットする	ダイエットする
4	ひとりっこ	一人っ子	8	もってくる	もってくる

2. If the words are not recognized correctly, keep trying until they are. Did you figure out any tips for pronouncing the sounds correctly?